

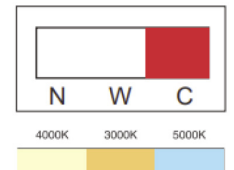
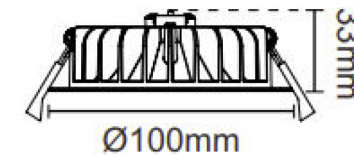
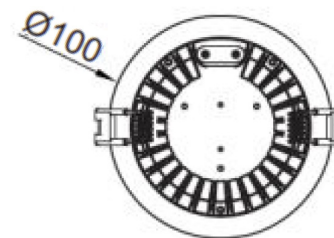
# Elara Downlight

10W (SMD)

A conventional downlight design with precise light distribution, high lumen output and soft illumination. With an IP54 rating this versatile downlight can be applied for general lighting use as well as within wet areas. The Elara has a standard cut-out and low profile and is easy to install.



POWER (W)	10W
COLOUR TEMPERATURE (K)	3000K / 4000K / 5000K
DELIVERED LUMEN OUTPUT	820lm (3000K) 970lm (4000K)
CRI	>80+
BEAM ANGLE (B)	120°
ROTATE ANGLE	N/A
IP RATING	IP54
FINISH (F)	WHITE /BLACK/ CUSTOM RAL
INSTALLATION	RECESSED
DIMMING OPTIONS	STANDARD PHASE CUT (LEADING OR TRAILING EDGE) DALI OPTION AVAILABLE
DRIVER	240V REMOTE
CUT OUT	90 MM



ORDER CODE: DLELACCT-W-K-B-F